

Serving on Groups


1. Opportunities to Get Involved
2. Types of Groups

September 24, 2020
Presented by:
Jan Serak
for WI FACETS


www.servingongroups.org
877-374-0511

12

Agenda for Today




- Guidebook Overview
- Section 1 – Opportunities to Get Involved
- Section 2 – Types of Groups
- Resources

 Serving on Groups That Make Decisions

13

Overview of *Serving on Groups*

- Developed due to an identified need
- Collaborative effort by stakeholders
- Audience – parents, educators, students, others
- www.servingongroups.org



SERVING ON GROUPS

THAT MAKE DECISIONS. A GUIDE FOR PARENTS.
A guidebook for parents who need to make a decision on their community by serving as a member of a decision-making group. This resource was developed through a collaborative effort between educators.

14

Sample Page

http://www.servingongroups.org/guidebook

Serving on Groups That Make Decisions

15

Family Engagement & Leadership

- Research on family involvement in the decision-making process have found:
 - Children have better outcomes when families are involved
 - There needs to be support for families

Research of Dr. Joyce Epstein & others

Serving on Groups That Make Decisions

16

Benefits to (Shared) Decision Making

<p>Results for Families</p> <ul style="list-style-type: none"> • Awareness and input on policies • Feeling of ownership • Shared experiences and connections with professionals and other families 	<p>Results for Professionals</p> <ul style="list-style-type: none"> • Awareness of family perspectives • Increased confidence and ability to partner with families • Acceptance of family representatives in leadership roles
--	---

Adapted from studies from J. Epstein & others

Serving on Groups That Make Decisions

17



**Section 1:
Opportunities to Get Involved**

Questions

- How can I get involved?
- How can I share in decision making?
- Who can serve on these groups?
- Where do I begin?

Steps



- Self-Reflection
- Awareness of Possibilities
- Options to Explore

18

How can I get involved?

• **MAP Activity**


19

Step 1: Who Am I?

WHO AM I?: How do you describe yourself?

Think about:

- What words best describe you?
- What skills, gifts, and talents will support your journey as a member?
- What other skills and talents will you need?
- What do you like/dislike about your current role(s) in working on a team?
- What values and beliefs guide your life and work as a person?



20

Step 2: History

HISTORY: Briefly describe the background and circumstances that led you here today.

Think about:

- What is significant about your personal history?
- What is significant about your family or child(ren)'s history?
- What were your first experiences in which you saw yourself as a leader or part of a decision-making team?
- What adult experiences and/or formal/informal training has helped you see yourself as a member of a group or team?



21

Step 3: Dreams

DREAMS: What dreams do you have in relation to your personal and professional development as a group or team member?

Think about:

- What contributions and/or changes do you dream about that will involve your participation on a decision-making team?
- What one thing do you most want to see happen?
- What do you hope to accomplish in one year? 5 years? 10 years?
- What other dreams are important to you as you begin this journey?



22

Step 4: Fears & Concerns

FEARS & CONCERNS: Identify your worries or concerns about becoming part of a decision-making group or team.

Think about:

- What concerns arise when you envision yourself as a leader or member of a team and about your role on the team?
- What barrier might stand in the way of your realizing your leadership and participation dreams?



23

Step 5: Needs

NEEDS: What needs to happen to make your dreams about leadership and group membership become a reality?

Think about:

- What skills would you like to develop further?
- What else will you need to expand your role as a leader and team member?
- What supports do you need from others?



24

Shared Decision Making



"Decision-making means a process of partnering, of shared views and actions toward shared goals...not just a power struggle between conflicting ideas."

-Dr. Joyce Epstein



25

Who can serve on groups?



Interested Individuals

- Especially if the group's decisions will affect them personally
- BUT choose your opportunity wisely
- AND consider the TIME & ENERGY needed to serve



26

Where to begin?

- Learn about available resources and services
- Find an issue you care deeply about
- Connect to a group with the authority to create or influence change
- Prepare yourself to serve



27

Section 1 Resources

Research on family involvement – National Network of Partnership Schools
<http://www.csos.jhu.edu/p2000/>

Fostering Parent & Professional Collaboration – Center for Parent Information & Resources
<http://www.parentcenterhub.org/repository/improve-parent-professional-communication/>

National Network of Partnership Schools
<http://www.csos.jhu.edu/p2000/>

Accessing Parent Groups – Center for Parent Information & Resources
<http://www.parentcenterhub.org/repository/parentgroups/>

National PTA Standards for Family-School Partnerships Implementation Guide
http://www.pta.org/national_standards.asp

Serving on Boards & Committees
http://www.familylead.org/files/1114/1204/9477/Parents_Guide_Serving_on_Boards_Committees.pdf



28

Section 2: Types of Groups


Questions

- What are the different functions of groups and member roles?
- What is a...
 - Governing group?
 - Advisory group?
 - Leadership group?
 - Planning group?
 - Evaluation group?
 - Practice group?



29

What Makes Decision-Making Groups *Unique*?



- Decision-making authority
- Issues
- Meeting structure
- Data used
- Input and feedback
- Processes used
- Membership
- History
- Time since formation
- Diversity of perspectives

30

Member Roles




Responsibilities are also different

<https://youtu.be/LmWiBnGkWww>

31

Sample Page



32



33

Governing

Activities

- Establish by-laws
- Govern an organization
- Develop policies
- Establish goals
- Communicate with the public & funding sources
- Employ & evaluate executives
- Negotiate with employee groups
- Allow for community participation

Examples

- School Board
- City Council

The photograph shows four people in a meeting. One person is standing and pointing at a whiteboard, while three others are seated at a table.

At the bottom center is a logo with the text 'Serving on Groups That Make Decisions'.

34

Advisory

Activities

- Represent a broader group of people
 - Seek out the views of those affected
- Advise on needs
- Bring awareness to issues
- Help develop action plans
- Make recommendations
- Serve as a resource

Examples

- Committee
- Panel
- Focus group

The photograph shows a group of people sitting around a long table in a meeting room, engaged in discussion.

At the bottom center is a logo with the text 'Serving on Groups That Make Decisions'.

35

Leadership



Activities

- Initiate awareness of an emerging or systemic issue
- Collectively work on targeted issues
- Conduct listening sessions and public forums
- Actively plan and implement strategies
- Attract a collective voice
- Monitoring entities (watchdog)

Examples

- Associations/Organizations/Coalitions
- School improvement teams
- Initiatives/Grants



36

Planning

Activities

- Research and study a specific issue
- Assess needs and develop priorities
- Make recommendations
- Design information and conduct training
- Develop or select a curriculum
- A channel for communication and feedback
- Plan and carry out an activity

Examples

- Committee
- Workgroup
- Action team
- IFSP/IEP team



37

Evaluation

Activities

- Create an action plan
- Collect, display, and analyze data
- Report results
- Continuous monitoring for progress and improvement


Examples

- Formal stakeholder groups
- Service improvement teams
- Focused monitoring



38

Practice




Activities

- Provide a structure to communicate, learn, & act
- Continually reach out to others
- Create opportunities for networking & sharing
- Enhance participation and connections
- Discuss emerging or systemic issues
- Promote interagency connections
- Share information and solutions
- Promote the spread of best practices

Examples

- A learning circle
- A community of practice



39

Section 2 Resources


Shared Work website
www.sharedwork.org

Guidelines for Establishing Family Advisory Boards
[ftp://ftp.hrsa.gov/mchb/training/documents/grantee_products/00_guidelinesfor_reestablishing02.pdf](http://ftp.hrsa.gov/mchb/training/documents/grantee_products/00_guidelinesfor_reestablishing02.pdf)

Serving on Boards and Committees
<http://www.nichcy.org/informationresources/documents/nichcy%20pubs/pa11.pdf>

IDEA Partnership – Practice Groups
http://www.ideapartnership.org/index.php?option=com_content&view=article&id=37:change-theory-organization-development-stakeholder-involvement-in-systems-change&catid=37:reports&Itemid=60

10 Habits of Highly-Effective Governing Bodies
<http://www.msc.org/focus/ccadvisor/cc10habitshegb.pdf>



40


Where to Go From Here?

3. Processes Groups Use – 10/1/20
4. Tools Groups Use – 10/15/20
5. Tips and Strategies for Groups – 10/15/20
6. Understanding Data as Information – 10/22/20
7. The Role of Families on Groups – 10/29/20
8. Skills for Serving on Groups – 10/29/20

Register: <http://wifacets.org/events>

Thank you!
Please remember to complete the evaluation!

Disclaimer: This publication was produced by WIFACETS with funding from the WI Dept. of Public Instruction & U.S. Dept. of Education, Office of Special Education Programs. The views expressed herein do not necessarily represent the positions or policies of these 3 agencies. No official endorsement by these agencies of any product, commodity, service, or enterprise mentioned in this resource is intended or should be inferred.



41
