


May 5, 2026
Jan Serak, MS
Serak Consulting Services

Literacy Training Series

Supporting Literacy at Home in the Summer




Wisconsin Family Assistance Center for Education, Training & Support

1

Agenda

- Facts about summer reading
- Literacy, 5 components of literacy & support ideas
- Picking out "right" books
- More Ideas for summer
- Resources



What are we going to do today?

2



SUMMER READING IS IMPORTANT!



3

Summer Slide



FACT:
Can lose up to 3 months of reading skills without practice over the summer

4

Avoid Summer Slide...

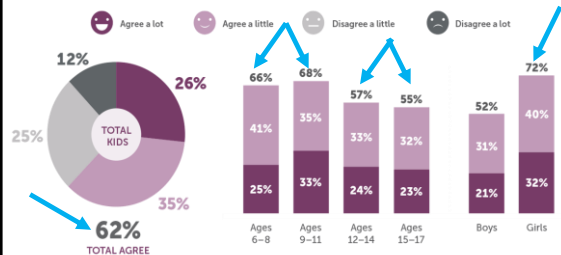


FACT:
Read 4+ books... do better in fall

5

FACT: 62% of kids LIKE summer reading

I really enjoy reading books over the summer...



6

FACT:
3rd grade reading proficiency correlates to success in high school and beyond

Benefits to Reading...

- Exercises our brain
- Improves concentration
- Teaches kids about the world
- Improves vocabulary & language
- Develops imagination
- It's FUN!!!

<https://www.aecf.org/resources/early-warning-why-reading-by-the-end-of-third-grade-matters/>



7


Access to Books

FACT:
The number of books at home is strongly linked to reading scores

Inexpensive books:


- Rummage sales
- Library sales
- Little Free Libraries
- Goodwill
- Resale stores
- Birthday gifts

<http://teacher.scholastic.com/products/literacypartnerships/initiatives.html>



8

LITERACY and 5 Components of Reading

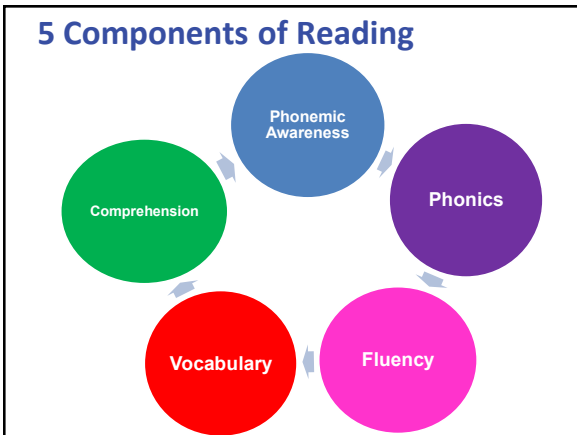


9

Literacy is ...

Literacy = reading, writing, listening, speaking, critical thinking. *WI DPI*

10



11

Phonemic Awareness Hearing and being able to change the individual sounds (**phonemes**) in words.

Summer

- Clapping and rhyming games
- Words with a **specific sound** (/sss/, /m/ or /ch/)
- **Sounds in all parts of words**- beginning, middle, end (*job/jot/jog*)
- Silly sentences with words that start with the **same sound** (*Nobody was nice to Nancy's neighbor*)

12

Phonics

The predictable connections between the letters and sounds.

Summer

- Point to letters/letter combinations – ask child to name the sounds
- Say a sound - ask child to tell you the letter the sound represents
- Point out words wherever you see them - say them out loud
- Encourage your child to write notes, e-mails, letters
- Make flash cards for “irregular” words (sight words)

13

Fluency

Reading quickly, accurately, and with expression

Summer

- Partner reading – have your child read to you & help them sound out words they don't know.
- You read the page first and have your child follow along.
- Listen to your child read favorite books over and over.
- Record your child reading the same passage several times and then listen to the recording for improvement.

14

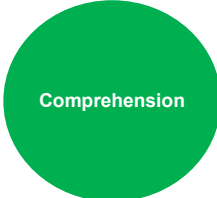
Vocabulary

The words we understand in reading and listening

Summer

- Lots of shared reading and talking about specific words.
- Refrigerator magnets - create and discuss new words.
- Study and learn word parts - root word + prefix or suffix
as, kind, un/not, ness/state of being = unkind, kindness
- Talk about the relationships between words -
as, bucket/pail - good/bad.
- Context, dictionary, ask Siri or Alexa
- Vocabulary learning games: <http://www.vocabulary.co.il/>

15



Summer


- Use pictures for clues to meaning of words (context)
- Use "retelling." Child reads a page & retells you all they can remember.
- Discuss what child has read – ask who, what, when, where, and how.
- Connect with child's own experiences.
- Have child use a graphic organizer.

Understanding what is read

Name _____

Title: Story Elements

Author: _____




| | |
|-----------|----------|
| Character | Problem |
| Setting | Solution |

16

Reading is a Complex Process

Not ALL students with disabilities will master ALL components of reading




- Recognize pictures/words
- Choose books
- Show awareness of being read to
- Pay attention to reader
- Print awareness (hold book, turn pages, talk about pics)

17

Reading is a Complex Process

WCASS Guide: How to Provide Students with IEPs Access to their Grade Level Curriculum through Text to Speech



Published by the Wisconsin Council of Administrators of Special Services (WCASS)

<https://www.wcass.org/wcass-guide>

Updated September 2021

WCASS thanks the WI Department of Public Instruction for their review of this guidance to ensure compliance with IDEA 2004 and promote student access to grade level curriculum

18

PICKING OUT THE "RIGHT" BOOKS



19

Finding the Right Books

What is the purpose for reading the book?

- Is it for enjoyment?
- Is it to learn something?
- Is it to listen to a book read by someone else?
- Is it to read a book by themselves?




<https://www.youtube.com/watch?v=TL0g-XRsnA>
Book Title + Read Aloud

20

Finding the Right Books


Read Aloud Books



and



Early Reading Books




Common Goals: To foster a love of reading, develop concepts about print/early reading skills as well as comprehension of what is read.

21

Read Aloud Books

Read Aloud Books are read to/with children.

- Offer your child a few books to choose from
- Have child to look through to find one that looks interesting
 - Look at the cover
 - Open it & see the pictures
 - Read the back cover
- During Reading
 - Stop to talk about the pictures & words
 - Ask questions
- After reading
 - Talk about the characters
 - Retell what happened
 - Talk about favorite part



https://www.youtube.com/watch?v=uU1sX_Yg3IU

22

Suggestions for Read Alouds




<https://www.youtube.com/watch?v=v2dsk33yCxM>

23


Early Reading Books

Early Reading Books are read by children.

- Encourage your child to go on a "picture walk"
- Talk about things they notice
- Look for new and tricky words
- Talk about the book: predictions, questions, story elements (characters, setting, events, problem/solution)



24



25

Finding the Right Books

- Offer a few books - Look at the front cover, inside, back
- Exposure to different types of books helps children find books they will enjoy, inspire them, want to read more!
- Use the 5 Finger Rule

Five Finger Rule

0-1 = too easy

2-3 = just right

4 = okay to try

5+ = too hard

* Open a book to any page. Start reading. Hold up a finger every time you see a word you do not know. *

26

Finding the Right Books

Lexile Reading System <https://tinyurl.com/4frmfbbt>

- Helps match readers to books at their reading level
- Higher the #, more difficult the text (5L – 2000L)

The screenshot shows the Lexile Reading System interface. It includes a 'Search by Grade' section with a dropdown menu set to '2'. Below it are icons for 'Just Right', 'Too Easy', and 'Too Hard'. There is also a 'Search by Measure' section with input fields for 'Lexile Measure' (Example: 650L), 'Lexile Range' (400L to 1000L), and an 'OR' option. At the bottom, there are four book covers with their Lexile measures: 'The Boardwalk Mystery' (470L), 'The Garden Thief' (640L), 'The Doughnut Whodunit' (590L), and 'The Mystery of the Grinning Gargoyle' (800L).

27

Finding the Right Books

Find a Book

Quick Search

Title, Author, Keyword, or ISBN

- Area of Interest
- Books in Spanish

Books in Spanish

HL610L

620L

BR

750L

28

IDEAS TO SUPPORT LITERACY IN SUMMER

29

How much should a child read?

30

Support Literacy at Home

- Comfy 'reading corner'
- Lot of books all over house
- Board games (focused on literacy skills)
- Closed captioning - have child read
- Read book and watch movie based on book
- Family reading time
- Share stories & discuss (newspaper, magazine, TV)
- Read to/with your child



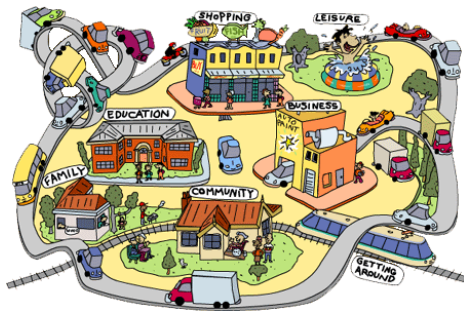
31

Summer Learning is About More Than Just Reading a Book




32

Literacy Activities in the Community



33



<https://dpi.wi.gov/libraries/public-libraries/youth-services/>
...Programming Resources tab

34

Free Summer Reading Programs




<https://www.Bookitprogram.com>

<https://www.startwithabook.org/>

35

More Places for Ideas




36



Support
Your
Child's
Literacy
and
Beat the
SUMMER
SLIDE

37



WI FACETS
Endless Possibilities Conference

August 7, 2026
Waukesha Technical College

<https://wifacets.org/training/endless-possibilities-conference/>

38

CONTACT US ...

www.wifacets.org
WI FACETS
 600 W. Virginia Street,
 Suite 501
 Milwaukee, WI 53204

PHONE: (414) 374-4645

Email: Lori Karcher
lkarcher@wifacets.org




facebook
WI FACETS



WI FACETS
WISCONSIN FAMILY ASSISTANCE CENTER
 FOR EDUCATION, TRAINING & SUPPORT







39



Thank you!

Please remember to complete the evaluation!



Disclaimer Information: The Literacy Series was developed by WIFACETS under an IDEA Discretionary Grant (#17-13-WFCT-IDEA40/CFDA #84.027); and revised in collaboration with WSPEI, WI and Early Childhood PSTs. The views expressed herein do not necessarily represent the positions policies of the WI Dept. of Public Instruction, U.S. Dept. of Educ./Office of Special Education Programs, WIFACETS, WSPEI, or other collaborating organizations. No official endorsement by these organizations of any product, commodity, services, or enterprise mentioned in this resource is intended or should be inferred.
